

**PAK-QATAR FAMILY TAKAFUL LIMITED**  
**UNIT-LINKED ACCOUNTS**  
**FOR THE YEAR ENDED 31 DECEMBER 2020**

**Pak Qatar Family Takaful Limited**

**Statement of Investment Performance Measurement of the Unit Linked Fund "Ten Years"**

**For the year ended December 31, 2020**

Serial Number	Name of Unit Linked Fund	Type of Fund	A	B	Y = B/A*100
			Bid Price as at 31-Dec-10	Bid Price as at 31-Dec-20	Investment Yield %
1	PIF Aggressive Fund	DSF	659.95	1,435.13	217%
2	PIF Balanced Fund	DSF	663.45	1,426.35	215%
3	PIF Conservative Fund	DSF	676.07	1,536.22	227%
4	Secure Wealth Fund*	DSF	-	1,109.78	-
5	Banca Takaful Growth Fund*	Banca	-	962.80	-
6	Banca Takaful Conservative Fund*	Banca	-	973.01	-

\* As at December 31, 2010, Secure Wealth, Banca Takaful Growth and Banca Takaful Conservative Fund did not exist.



Chief Executive



Director



Director



Chairman

Pak Qatar Family Takaful Limited

Statement of Investment Performance Measurement of the Unit Linked Fund "Five Years"

For the year ended December 31, 2020

Serial Number	Name of Unit Linked Fund	Type of Fund	A	B	Y = B/A*100
			Bid Price as at 31-Dec-15	Bid Price as at 31-Dec-20	Investment Yield %
1	PIF Aggressive Fund	DSF	1,124.57	1,435.13	127.62%
2	PIF Balanced Fund	DSF	1,106.98	1,426.35	128.85%
3	PIF Conservative Fund	DSF	1,089.52	1,536.22	141.00%
4	Secure Wealth Fund	DSF	792.80	1,109.78	139.98%
5	Banca Takaful Growth Fund	Banca	757.42	962.80	127.12%
6	Banca Takaful Conservative Fund	Banca	693.31	973.01	140.34%



Chief Executive



Director



Director



Chairman

Pak Qatar Family Takaful Limited  
 Statement of Investment Performance Measurement of the Unit Linked Fund "Twelve Months"  
 For the year ended December 31, 2020

Serial Number	Name of Unit Linked Fund	Type of Fund	A	B	Y = B/A*100
			Bid Price as at 31-Dec-19	Bid Price as at 31-Dec-20	Investment Yield %
1	PIF Aggressive Fund	DSF	1,264.14	1,435.13	113.53%
2	PIF Balanced Fund	DSF	1,272.15	1,426.35	112.12%
3	PIF Conservative Fund	DSF	1,409.65	1,536.22	108.98%
4	Secure Wealth Fund	DSF	1,026.50	1,109.78	108.11%
5	Banca Takaful Growth Fund	Banca	840.61	962.80	114.54%
6	Banca Takaful Conservative Fund	Banca	893.74	973.01	108.87%

Chief Executive

Director

Director

Chairman


Pak-Qatar Family Takaful Limited  
Statement of Changes in Net assets  
For the year ended December 31, 2020

	Direct Sales Force (DSF)				Banca Takaful			2020 Aggregate	
	Aggressive Fund	Balanced Fund	Conservative Fund	Secure Wealth Fund	Total	Banca Takaful Conservative Fund	Banca Takaful Growth Fund		Total
<b>Participant Investment Fund PIF</b>									
Opening Balance	2,330,504,123	6,047,333,874	2,272,665,440	90,761,081	10,741,264,518	5,530,805,029	5,613,230,750	11,144,035,779	21,885,300,297
Add: Cash value	399,254,058	897,248,091	1,557,749,986	6,012,180	2,860,264,315	903,010,396	1,291,940,695	2,194,951,091	5,055,215,406
Less: Participant Takaful Fund (PTF) portion	(65,379,681)	(159,481,017)	(86,340,345)	(64,937)	(311,265,980)	(77,033,148)	(90,360,048)	(167,393,196)	(478,659,176)
Less: Surrenders / partial withdrawals	(297,058,351)	(574,906,937)	(421,741,983)	(21,114,119)	(1,314,821,390)	(861,394,056)	(1,070,386,724)	(1,931,780,780)	(3,246,602,170)
Less: Investment management charges	(34,332,055)	(93,206,344)	(41,315,678)	(1,281,963)	(170,136,040)	(87,155,107)	(86,093,193)	(173,248,300)	(343,384,340)
Less: Admin fee	(20,972,684)	(57,157,510)	(27,058,401)	(123,364)	(105,311,959)	(46,546,604)	(52,447,390)	(98,993,994)	(204,305,953)
Less: Bank and other charges	(1,555,085)	(8,909,174)	(512,876)	(1,777)	(10,978,912)	(1,531,938)	(3,755,196)	(5,287,134)	(16,266,045)
	(20,043,798)	3,587,109	980,780,703	(16,573,980)	947,750,034	(170,650,457)	(11,101,856)	(181,752,313)	765,997,721
<b>Add: Investment Income</b>									
Return on government and other securities	33,190	80,037,458	110,069,905	5,434,034	195,574,587	209,914,553	4,807,196	214,721,749	410,296,336
Profit on bank balances & deposits	33,361,023	92,161,047	46,936,234	840,286	173,298,590	128,076,538	55,571,882	183,648,420	356,947,010
Gain/(loss) on sale of investments - net	227,098,968	320,885,731	3,240,422	(135,981)	551,089,140	46,359,156	604,080,681	650,439,837	1,201,528,977
Un-realized gain on revaluation of available for sale investments	65,196,364	226,525,434	114,249,414	1,929,234	407,900,446	206,853,906	149,887,634	356,741,540	764,641,986
Dividend income	54,888,290	72,576,100	-	-	127,464,390	-	137,127,165	137,127,165	264,591,555
	380,577,835	792,185,770	274,495,975	8,067,573	1,455,327,153	591,204,153	951,474,558	1,542,678,711	2,998,005,862
	380,577,835	792,185,770	274,495,975	8,067,573	1,455,327,153	591,204,153	951,474,558	1,542,678,711	2,998,005,862
	2,691,038,160	6,843,106,753	3,527,942,118	82,254,674	13,144,341,705	5,951,358,725	6,553,603,452	12,504,962,177	25,649,303,882

  
Chief Executive

  
Director

  
Director

  
Chairman

Pak-Qatar Family Takaful Limited  
Statement of Net assets  
As at December 31, 2020

	Direct Sales Force (DSF)					Banca Takaful			2020 Aggregate
	Aggressive Fund	Balanced Fund	Conservative Fund	Secure Wealth Fund	Total	Banca Takaful Conservative Fund	Banca Takaful Growth Fund	Total	
<b>Cash and bank deposits</b>									
Saving accounts	589,649,171	860,484,923	147,144,370	6,982,499	1,604,260,963	18,115,811	442,903,276	461,019,087	2,065,280,050
Deposits with fixed maturity	-	50,000,000	98,000,000	2,000,000	150,000,000	50,000,000	50,000,000	100,000,000	250,000,000
	589,649,171	910,484,923	245,144,370	8,982,499	1,754,260,963	68,115,811	492,903,276	561,019,087	2,315,280,050
<b>Investments</b>									
Government Securities - Sukuks	-	23,798,093	-	1,165,678	24,963,771	-	-	-	24,963,771
Other Income Securities - Sukuks	-	20,200,001	11,993,733	2,525,003	34,718,737	32,824,990	-	32,824,990	67,543,727
Listed equities	1,941,244,900	2,438,674,348	-	-	4,379,919,248	-	4,833,989,007	4,833,989,007	9,213,908,255
Open Ended Mutual Fund - Units	109,486,702	3,023,873,393	3,207,806,476	70,506,354	6,411,672,925	5,748,578,624	962,472,478	6,711,051,102	13,122,724,027
	2,050,731,602	5,506,545,835	3,219,800,209	74,197,035	10,851,274,681	5,781,403,614	5,796,461,485	11,577,865,099	22,429,139,780
<b>Advance Against Investment Property</b>	-	276,544,320	-	-	276,544,320	-	-	-	276,544,320
<b>Long-term security deposits</b>	625,000	625,000	-	-	1,250,000	-	1,250,000	1,250,000	2,500,000
<b>Current assets - Other</b>									
Investment income accrued	8,561,221	14,922,817	2,444,093	224,759	26,152,890	855,904	3,493,456	4,349,360	30,502,250
Taxation - Payments Less Provision	41,160,591	178,997,334	64,998,538	2,682,966	287,839,429	122,885,138	239,869,061	362,754,199	650,593,628
Amount Receivable from Collection Account	-	-	-	-	-	99,821,983	152,344,653	252,166,636	252,166,636
Other Receivables	3,990,540	4,916,000	-	-	8,906,540	-	9,781,276	9,781,276	18,687,816
	53,712,352	198,836,151	67,442,631	2,907,725	322,898,859	223,563,025	405,488,446	629,051,471	951,950,330
<b>Less:</b>									
Outstanding Claims	3,246,354	46,044,214	4,239,297	3,800,177	57,330,042	112,761,535	132,884,664	245,646,199	302,976,241
Other Liabilities	433,611	3,885,262	205,795	32,408	4,557,076	8,962,190	9,615,091	18,577,281	23,134,357
	3,679,965	49,929,476	4,445,092	3,832,585	61,887,118	121,723,725	142,499,755	264,223,480	326,110,598
	2,691,038,160	6,843,106,753	3,527,942,118	82,254,674	13,144,341,705	5,951,358,725	6,553,603,452	12,504,962,177	25,649,303,882

  
Chief Executive

  
Director

  
Director

  
Chairman

**PAK-QATAR FAMILY TAKAFUL LIMITED**  
**NOTES TO STATEMENT OF NET ASSETS / STATEMENT OF CHANGES IN NET ASSETS AND STATEMENT OF**  
**PERFORMANCE MEASURE RELATING TO UNIT LINKED PRODUCT AND FUND RULES.**  
**FOR THE YEAR ENDED DECEMBER 31, 2020**

**1. STATUS AND NATURE OF BUSINESS**

Pak Qatar Family Takaful Limited (the Company) was incorporated in Pakistan as an unquoted public company limited by shares on March 15, 2006 under the Companies Ordinance, 1984. The Company received certificate of registration on August 16, 2007 under Section 6 of the Insurance Ordinance, 2000. The registered office of the Company is situated at Suite # 101-105, Business Arcade, Block 6, P.E.C.H.S, Karachi.

For the purpose of carrying on takaful business, the Company has formed a Waqf for Participants' Equity. The Waqf namely Pak-Qatar Family Takaful Limited Waqf [Hereafter referred to as the Participant Takaful Fund (PTF)] was formed on August 17, 2007 under a trust deed executed by the Company with a cede amount of Rs. 500,000. Waqf deed also govern the relationship of shareholders and policyholders for the management of the takaful operations, investment of policyholders' funds and investment of shareholders' funds approved by the Shariah Board established by the Company.

**2. BASIS OF PREPARATION**

2.1 The Summary of the following Statements Relating to Unit Linked Product and Fund have been prepared in accordance with the requirements of SRO No.343 dated April 22, 2015 issued by Securities and Exchange Commission of Pakistan;

- Statement of Net Assets
- Statement of Changes in Net Assets
- Statement of Performance Measurement

2.2 The Statement of performance measurement has been classified into the following periods:

- Previous twelve months.
- Previous five years.
- Previous ten years.

2.3 The basis of calculation of each performance measure is following for each required classification.


The basis of fund performance is measured by taking each class of fund value existing at prior reporting period and compared with the fund value at current reporting period with respect to the number of years as required above.

2.4 The basis of fund performance is measured by comparing fund value at end of reporting period with the value at beginning of reporting period (as stated above) and segregated for each fund type.


**3. DATE OF AUTHORIZATION**

The statement was authorized for issue by the Board of Directors of the Company on 30 APR 21 21

  
Chief Executive

  
Director

  
Director

  
Chairman