

# FUND MANAGER REPORT

December - 2025

**AA / AM2**

Rated by VIS with  
Stable outlook

Rated by PACRA with  
Stable outlook



**PAK-QATAR**  
FAMILY TAKAFUL

## Individual Takaful

**Mahana Bachat &  
Takaful Flexi Plan**




لائف ٹائم کفالت پلان

Lifetime Kafalat Plan



**Group Savings &  
Takaful Plan**



Priority Takaful Plan

*Gold*

**SHARE N CARE**  
SavingsTakaful



**flexi**  
Savings  
Takaful Plan



Education Takaful

Managed by:



**PAK-QATAR**  
ASSET MANAGEMENT

Rated **AM2** by PACRA with **Positive** outlook



**PAK-QATAR**  
GROUP

+92 21 34311747-56 info@pakqatar.com.pk www.pakqatar.com.pk

Pakistan's Premier and Pioneer Islamic Financial Services Group



## RISING WITH STRENGTH!

**Pak-Qatar Family Takaful** has been upgraded to an **"AA"** IFS rating with a **Stable Outlook** by VIS Credit Rating Company Ltd., becoming the first dedicated Takaful operator in Pakistan to achieve this milestone.



AA

A++

We thank you for your trust.

Together, we're securing a more prosperous future.



**PAK-QATAR**  
FAMILY TAKAFUL

# Mahana Bachat & Takaful Flexi Plan

Shariah compliant **monthly income** with **superior returns** and **complimentary Takaful**

## Complimentary Takaful Coverage from Waqf Fund




**No lock-in**  
period of investment



Steady **monthly income**  
through online withdrawals



**Avail benefits**  
with only one single  
contribution



Access membership  
details through our  
**portal & mobile app**

## Value Added Discounts



**40% Discount**  
on Family Sehat  
(Individual Hospitalization  
Takaful)



**40% Discount**  
on Term (Life)  
Takaful



**Discounted**  
Rate on  
Motor Takaful



**25% Discount**  
on Safar Asaan  
(Travel Takaful)



**25% Discount**  
on Ashiyana  
(Home Takaful)

+92 21 3431 1747-56  
info@pakqatar.com.pk  
www.pakqatar.com.pk



Scan QR Code to  
download our app  
or search for PQFS



**Scan Me**  
For more information

# AA / AM2

Rated by VIS with  
Stable outlook

Rated by PACRA with  
Stable outlook



PAK-QATAR  
FAMILY TAKAFUL

## PAKISTAN'S FIRST SHARIAH COMPLIANT GUARANTEED PENSION PLAN FOR LIFE

# LIFETIME KAFALAT PLAN



Pension begins at 60, benefit for a lifetime



Contribution starts as low as PKR 500/- per month



Simple way to turn your Voluntary Pension Scheme (VPS) into a lifelong retirement income



Spousal / Nominee Income



Complimentary Takaful benefits upto Rs. 30 Million



Other Value Added Discounts

### Value Added Discounts



**40% Discount**  
on Family Sehat (Individual  
Hospitalization Takaful)



**40% Discount**  
on Term (Life)  
Takaful



**Discounted**  
Rate on  
Motor Takaful



**25% Discount**  
on Safar Asaan  
(Travel Takaful)



**25% Discount**  
on Ashiyana  
(Home Takaful)



**Scan me**  
for more information



# Voluntary Pension Scheme (VPS)

Pakistan's first **Takaful Company** to offer VPS

Plan your retirement **Today, For A Better Tomorrow.**  
Invest today & get a regular income when you retire

Save **TAX** on your  
current **INCOME** upto

**20%\***

**Tax Credit**  
Can be Availed by  
VPS Participants

## Unique Features:-\*

- **Natural Death Coverage:** Up to **10 Million** or two-times of the investment balance, whichever is lower.
- **Accidental Death Coverage:** Up to **20 Million** or four-times of the investment balance, whichever is lower
- Special discounted rates on **Individual Health** and **Motor Takaful**.

\* Terms & Conditions Apply

## Additional Features:-

- Personalized Investment
- Pension Fund Portability
- Tax-Free early disability retirement
- It's Flexible, It's Convenient
- Post Retirement Income Option
- Tax-Free Growth in Investment

**Disclaimer:** As per section 63 of the income tax ordinance 2001, an eligible person joining Pak-Qatar Family Takaful - Voluntary Pension Scheme can avail tax credit up to 20% of the (eligible) person's taxable income for the relevant tax year. In view of Individual nature of tax consequences each participant is advised to consult with his/her tax advisor with respect to specific tax consequences of contribution in the Scheme.



**Scan Me**  
For more information



#### Market Summary

	31-Dec-25	MTD	30days	90days	FYTD	CYTD
KSE100	174,054	2.12%	3.6%	3.3%	35.8%	51.2%
KMI30	248,539	1.81%	2.8%	-0.2%	33.0%	39.1%
KMIAll	67,873	1.04%	2.6%	-1.3%	25.2%	34.3%

#### Global Markets

	31-Dec-25	MTD	30days	90days	FYTD	CYTD
UK	9,931	2.5%	-2.3%	-5.1%	-11.5%	-17.7%
USA	23,242	0.6%	0.1%	-1.7%	-13.1%	-16.9%
China	3,969	3.8%	-1.4%	-2.2%	-12.9%	-15.5%
Japan	50,339	1.6%	-2.1%	-10.4%	-21.6%	-20.7%
India	85,221	0.6%	0.5%	-5.0%	-1.9%	-8.3%

#### Portfolio Investments (USD mn)

	15 days	30 days	90 days	365days	FYTD	CYTD
<b>EQUITY</b>						
FIPI (net)	(22)	(52)	(120)	(367)	(251)	(369)
LIPI (net)	22	52	120	367	251	369
Ind.	35	41	121	266	221	262
Banks/ DFIs	(14)	0	46	(156)	(118)	(154)
Companies	1	22	55	146	81	147
M.Funds	16	54	36	301	250	297
Brokers	0	3	11	(5)	9	(3)
Others	(1)	1	(24)	(47)	(63)	(40)
Ins.	(15)	(72)	(126)	(144)	(132)	(7)
NBFC	(0)	1	2	6	3	6

#### Key Economic Figures

		FY21	FY22	FY23	FY24	FY25	FY26-TD
Policy Rate	31-Dec-25	7.0%	13.8%	22.0%	20.5%	11.0%	10.50%
1yr KIBOR	31-Dec-25	8.1%	15.7%	23.3%	19.2%	11.3%	10.91%
Inflation	Dec End	9.8%	21.3%	29.4%	12.6%	3.20%	6.10%
PKR USD*	31-Dec-25	157.3	204.8	286.0	279.0	283.7	280.15

#### Key Economic Figures

		FY21	FY22	FY23	FY24	FY25	FY26-TD
Imports	USD'mn	56,380	72,048	51,979	48,402	59,076	20,720
Exports	USD'mn	25,304	32,450	27,903	28,678	32,296	10,630
Trade Deficit	USD'mn	(31,076)	(39,598)	(24,076)	(19,724)	(26,780)	(10,091)
Remittances	USD'mn	29,370	31,238	27,028	27,093	38,346	16,145
FX Reserves	USD'mn	24,398	15,742	9,181	14,207	18,091	19,612

#### PKRV Rates (change in bps)

	Rate %	15day Δ	1m Δ	3m Δ	6m Δ	12m Δ
PKRV 1Y	10.39	(42)	(72)	(75)	(28)	(169)
PKRV 3Y	10.50	(49)	(90)	(68)	(36)	(184)
PKRV 5Y	10.81	(34)	(78)	(69)	(32)	(154)
PKRV 10Y	11.47	(25)	(44)	(54)	(58)	(71)
PKRV 20Y	11.94	(21)	(40)	(51)	(55)	(10)

\*Inter Bank Rate

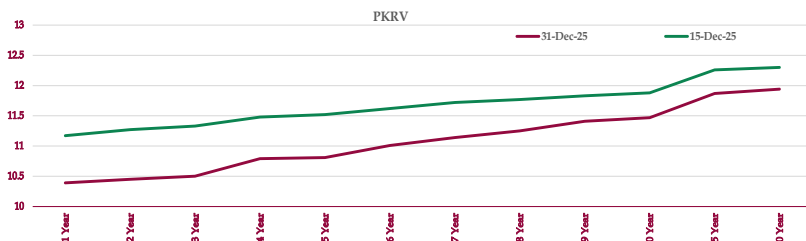
#### KSE100 Index Top Ten Sector Details (on Free Float Market Capitalization)

	Index Weight (%)	Current Market Cap (PKR'Bn)	Previous Market Cap (PKR'Bn)	Change (%) in Market Cap (PKR'Bn).
<b>SECTORS</b>				
COMMERCIAL BANKS	24	1,491	1,405	6.14
FERTILIZER	7	688	679	1.28
OIL & GAS EXPLORATION COMPANIES	15	590	562	5.06
CEMENT	7	483	455	6.01
CHEMICAL	2	53	52	2.53
OIL & GAS MARKETING COMPANIES	2	166	161	3.40
PHARMACEUTICALS	2	116	113	3.16

#### Commentary

**Economic Review:** Pakistan's economy continues to show positive momentum, supported by a broad-based recovery in industry and resilience in agriculture. In Q1 FY2025-26, GDP grew by 3.71%, with agriculture expanding by 2.89%, industry by 9.38%, and services by 2.35%. Large-Scale Manufacturing (LSM) also recorded a 5.02% growth during July-October FY2026, with 16 sectors showing positive performance, including textiles, wearing apparel, non-metallic mineral products, food, coke and petroleum products, electrical equipment, automobiles, and tobacco. On the inflation front, the (CPI) eased to 5.6% year-on-year in December 2025, down from 6.1% in November, reflecting a moderating price environment. The macroeconomic outlook for FY25 was marked by stabilization, underpinned by the government's strict compliance with the IMF program. Policy focus remained on restoring confidence through fiscal discipline, containing the current account deficit, and rebuilding FX reserves. In November 2025, the current account (CA) recorded a surplus of \$100 million, while posted a deficit of \$812 million during July-November FY2026, while FX reserves are expected to stay close to three months of import cover. FX totaled \$21.0 billion, of which \$15.9 billion were held by the SBP. Strong remittance inflows, along with consistent performance in IT and services exports, are expected to ease external pressures. Remittances increased by 9.3% to reach \$16.1 billion, driven mainly by contributions from Saudi Arabia (24.2%) and the UAE (20.8%). Meanwhile, net FDI inflows amounted to \$927.4 million during FY2026. Economic growth stayed subdued due to weak domestic demand and tight financial conditions, while disinflation gained traction. FX reserves were maintained near three months of import cover, supported by import compression and steady external inflows. Energy sector reforms and budget rationalization helped limit structural imbalances, particularly the fiscal deficit, reinforcing Pakistan's improving sovereign risk profile. Looking ahead, Policymakers are likely to continue prioritizing FX reserve stability, a contained current account deficit, and inflation management within a 5%-7% range. Continued IMF anchoring should support fiscal discipline, while external financing options, including Eurobond and Panda bond issuance, along with rollover support, are expected to ease refinancing pressures. The SBP conducted recent T-Bill auctions targeting a total face value of PKR 503.18bn. In these auctions, a total of PKR 474.81bn was realized. The allotments and yields were as follows: for the 1-month tenor, PKR 69.22bn was accepted at a cut-off yield of 10.4859% with a weighted average yield of 10.3411%; for the 3-month tenor, PKR 166.63bn was accepted at a cut-off yield of 10.4878% and a weighted average yield of 10.4333%; for the 6-month tenor, PKR 16.12bn was accepted at a cut-off yield of 10.4799% and a weighted average yield of 10.4639%; and for the 12-month tenor, PKR 222.85bn was accepted at a cut-off yield of 10.4880% with a weighted average yield of 10.4468%. In the latest GOP Ijarah auction, the cut-off yields settled at 10.73% for the 3-year FRR, 11.03% for the 5-year FRR, and 10.68% for the 10-year VRR, reflecting the impact of a 50-basis-point reduction in the MPS.

**Stock Market Review:** On a monthly basis, the equity market closed on a positive note, with the KSE-100 index posting an MTD gain of 2.12% (CYTD: 51.2%, FYTD: 35.8%) and the KMI-30 index rising by 1.81% (CYTD: 39.1%, FYTD: 33.0%), supported by interest rate normalization, an improved foreign exchange reserve position, and easing inflation, while relatively stable political and geopolitical conditions enhanced earnings visibility and underpinned a favorable equity risk premium. Sector-wise, Commercial Banks, Cement, and Oil & Gas Exploration companies outperformed on the back of improving fundamentals and margin outlook, whereas Chemicals and Fertilizers remained under pressure due to sector-specific challenges. On the flow side, foreign investors recorded net inflows of USD 52.4 million during the month, reflecting improving sentiment, while mutual funds and individual investors remained net sellers and insurance companies continued to provide support as net buyers. Looking ahead, we maintain a constructive view on the market, with strengthening macroeconomic fundamentals and a supportive monetary environment expected to sustain positive momentum, notwithstanding intermittent volatility.



31-Dec-25

**Disclaimer:** The information contained in this report has been compiled by research department of Pak Qatar Asset Management Company Limited(PQAMC), from various sources supposed to be reliable and in good faith, but no representation or warranty, express or implied, is made as to their accuracy, completeness or correctness. Moreover, all opinions, figures and estimates contained in this document are based judgments as of the date of this document and are subject to change without notice and are provided in good faith but without legal responsibility.

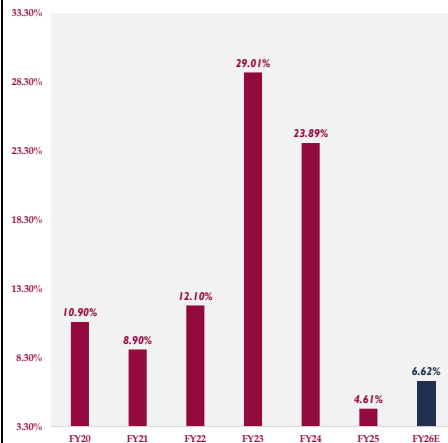
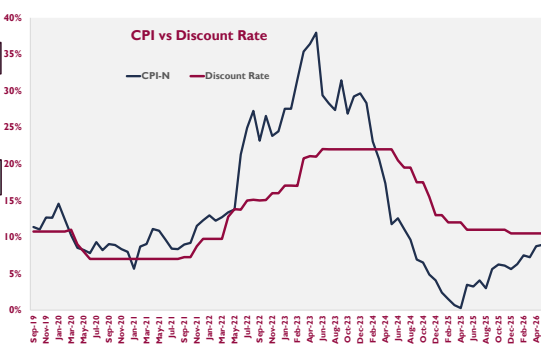
Pakistan's economy remains on a gradual stabilization trajectory, underpinned by ongoing structural reforms and improved macroeconomic management.

#### Inflation:

- Inflation has eased markedly from the elevated levels observed in 2023, with headline CPI moderating to around 5.6% in December 2025.
- Looking ahead, inflation is expected to remain contained within the 6-7% range over the next six months, with limited upside risks stemming primarily from potential energy price adjustments.

#### Monetary Policy & Liquidity:

- Reflecting the improved inflation outlook, the policy rate has been reduced substantially from its peak of 22% to 10.5% in the latest Monetary Policy Statement.
- Meanwhile, the PKRV yield curve remains largely flat up to the 3-month tenor, signaling market expectations that the policy rate is likely to stabilize around 10% in the near term as disinflationary trends persist.



#### Exchange Rate:

- PKR remained stable at 280.5-282.7 during Nov-Dec 2025 on improved reserves and disciplined import management.
- Mild, orderly depreciation expected:  
1-month: 281.801  
3-month: 284.915  
6-month: 289.514

#### Current Account:

- Exports of goods and services increased; IT exports posted double-digit growth.
- Remittances rose 9.3%, while FX reserves stabilized near USD 21 billion.
- External indicators point to rising economic activity and stable inflows.

#### FX Reserves Position

- SBP's FX reserves increased from USD 8.0 billion in September 2024 to USD 16 billion by December 2025, driven by improved external inflows, better current account management, and multilateral support.
- Total liquid FX reserves (SBP + banks) stand at USD 21 billion, strengthening the country's ability to manage short-term external pressures.
- SBP's FX reserves of USD 16 billion provide an import cover of ~2.8 months, indicating moderate external stability despite ongoing trade pressures.

#### LSM & Real Sector:

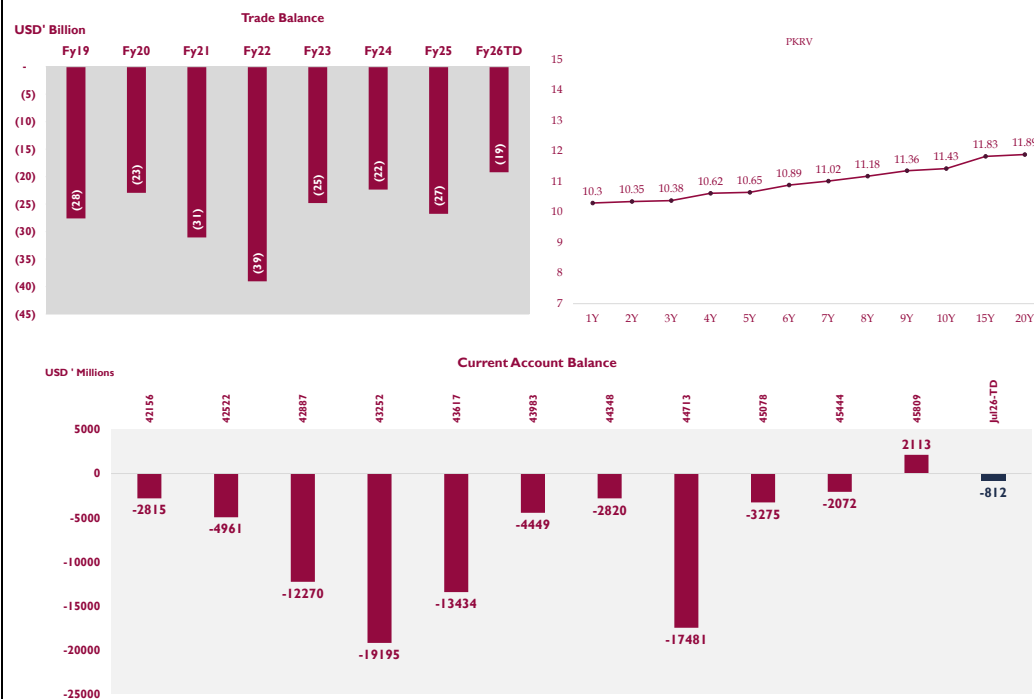
- Large-Scale Manufacturing (LSM) grew 8.33% in Oct 2025, with gains across coke & Petroleum, wearing Apparel, Automobiles & Food.
- Auto production rebounded across cars, trucks, buses, and pick-ups.
- Agriculture remained mixed: sugarcane output improved, while cotton, rice, and maize declined; however, strong credit disbursement and rising farm machinery imports indicate improving sectoral investment.

#### Financial Markets & Social Indicators:

- Money supply contracted slightly in Jul-Oct FY2026 due to lower government borrowing and weak private credit demand.
- KSE-100 fell by 3,862 points in Oct 2025 amid global uncertainty.
- Labour migration and social welfare spending continued to rise, supporting household incomes.

#### Overall Outlook

Macroeconomic stability is improving, inflation remains anchored, monetary easing is progressing cautiously, and external buffers are aligned with near-term needs. With sustained reforms and a supportive global environment, Pakistan is positioned to maintain stability and transition toward more sustainable growth.



## Funds Prices & Performance

Dear Valued Investors,

Pak-Qatar Family Takaful Company Limited, a Shariah Compliant Takaful Company, hereby announces its Funds' Prices along with related fund performance details as under:-

Fund Name	Launch Date	Category	Risk Profile	AUM in (PKR' in Mn)	NAV Per Unit PKR	CYTD	CAGR	MTD
PIF Aggressive	8-Apr-08	Aggressive Fund of Fund	High	2,441	3034.75	23.12%	10.70%	3.51%
PIF Balance	8-Apr-08	Balanced Fund of Fund	Medium	3,803	2116.43	9.27%	8.47%	1.45%
PIF Conservative	8-Apr-08	Balanced Fund of Funds	Medium	7,271	2652.60	8.25%	9.86%	8.50%
Secure Wealth	26-Apr-11	Income Fund of Funds	Moderate	23	1947.13	10.36%	9.69%	8.16%
Pure Saving	15-Aug-22	Balanced Fund of Funds	Medium	32,819	827.14	9.67%	16.05%	8.76%
Mustehkam Munafa	1-Mar-23	Money Market Fund of Funds	Low	1,551	728.57	8.26%	14.18%	7.97%
Prosperity Fund	15-Nov-24	Balanced Fund of Funds	Medium	159.4	550.16	8.31%	8.86%	0.98%
Kafalat Pension Fund	21-Feb-25	Balanced Fund of Funds	Medium	57	533.29	7.76%	7.81%	7.33%
Pure Protection Fund	21-Feb-25	Balanced Fund of Funds	Medium	1,723	533.65	7.85%	7.89%	7.51%
Asset Under Management				49,849				



# PIF AGGRESSIVE



## Investment Objective

The Fund intends to achieve capital appreciation over longer-term with high-risk profile by taking exposure in underlying equities and fixed income instruments.

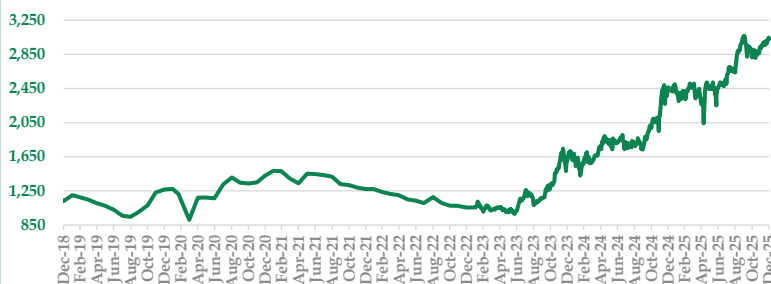
## Managers' Comment

During the month of Dec-25 NAV per unit has increased by PKR 103.0063 (3.51%) from the previous month.

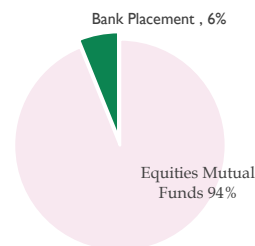
## Fund Information

Fund Name	PIF Aggressive
Launch Date	8-Apr-08
Launch Price (PKR)	500
Fund Size (PKR)	2,441,282,447
Unit Price (PKR)	3,034.7517
Category	Aggressive Fund of Fund
Risk Profile	High
Pricing Mechanism	Forward
Pricing Days	Business Days
Management Fee	1.50%
Total Expense Ratio CYTD	1.50%
Subscription/ Redemption Days	Business Days
Fund Manager	Pak Qatar Asset Management Company Ltd through a portfolio management agreement
Auditors	Yousuf Adil, Chartered Accountants
Appointed Actuary	Abdul Rahim Abdul Wahab
Investment Committee	Zahid Hussain Awan
	Said Gul
	Muhammad Kamran Saleem
	Muhammad Ahsan Qureshi
	Waqas Ahmad
	Abdul Rahim Abdul Wahab

## Graphical Performance of PIF Aggressive



## Asset Allocation



## Asset Allocation

	Dec-25	Nov-25
Equity Mutual Fund	94%	93%
Mutual Funds	0%	0%
Bank Placement	6%	7%
Gov. Ijara Sukuk/ Govt Backed Securities	0%	0%
Miscellaneous	0%	0%

## Key Ratios

	Dec-25	Nov-25
Fund Return (Monthly)	3.51%	2.31%
Standard Deviation (Annualized, Since August 2015)	20.81%	
Since Inception Return (Annualized)	10.70%	
365-Day Return	23.12%	
5-Year Return (Annualized)	16.15%	
10 Year Return (Annualized)	10.46%	

## Credit Quality



## Returns (Absolute Return)

	1M	3M	6M	CYTD	CY24	CY23	CY22	CY21	CY20	CY19	CY18
PIF Aggressive	3.51%	-0.92%	23.31%	23.12%	53.48%	52.42%	-17.30%	-11.22%	13.53%	12.51%	-3.22%

# PIF BALANCED



## Investment Objective

The fund objective is to provide capital appreciation over long-term with a medium risk profile and by investing in a portfolio of underlying fixed-income and equity instruments.

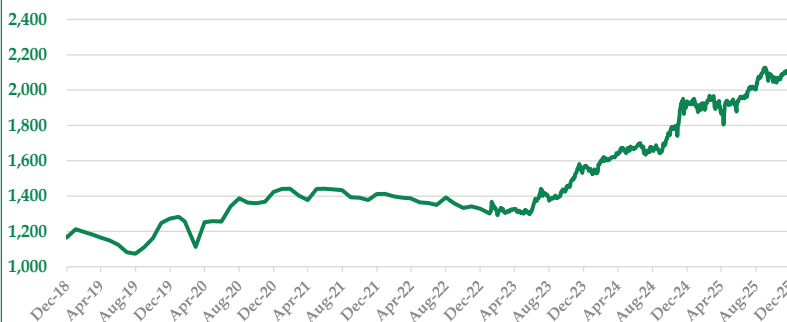
## Managers' Comment

During the month of Dec-25 NAV per unit has increased by PKR 30.1753 (1.45%) from the previous month.

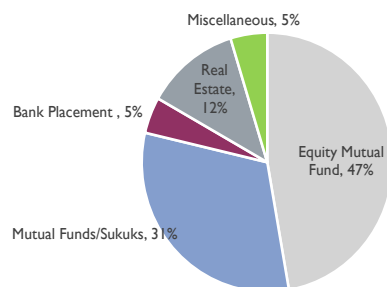
## Fund Information

Fund Name	PIF Balance
Launch Date	8-Apr-08
Launch Price (PKR)	500
Fund Size (PKR)	3,803,391,486
Unit Price (PKR)	2,116.4277
Category	Balanced Fund of Fund
Risk Profile	Medium
Pricing Mechanism	Forward
Pricing Days	Business Days
Management Fee	1.50%
Total Expense Ratio CYTD	1.50%
Subscription/ Redemption Days	Business Days
Fund Manager	Pak Qatar Asset Management Company Ltd through a portfolio management agreement
Auditors	Yousuf Adil, Chartered Accountants
Appointed Actuary	Abdul Rahim Abdul Wahab
Investment Committee	Zahid Hussain Awan
	Said Gul
	Muhammad Kamran Saleem
	Muhammad Ahsan Qureshi
	Waqas Ahmad
	Abdul Rahim Abdul Wahab

## Graphical Performance of PIF Balance



## Asset Allocation & Sector Allocation



## Asset Allocation

	Dec-25	Nov-25
Equity Mutual Fund	47%	46%
Mutual Funds/Sukuks	31%	31%
Bank Placement	5%	6%
Real Estate	12%	12%
Miscellaneous	5%	5%

## Key Ratios

	Dec-25	Nov-25
Fund Return (Monthly)	1.45%	1.06%
Standard Deviation (Annualized, Since August 201	17.27%	
Since Inception Return (Annualized)	8.47%	
365-Day Return	9.27%	
5-Year Return (Annualized)	9.63%	
10-Year Return (Annualized)	7.81%	

## Credit Quality



## Returns (Absolute Return)

	1M	3M	6M	CYTD	CY24	CY23	CY22	CY21	CY20	CY19	CY18
PIF Balanced	1.45%	-0.45%	9.00%	9.27%	24.06%	17.51%	-5.91%	-1.01%	12.12%	9.50%	1.00%

# PIF Conservative



## Investment Objective

The objective of the fund is to deliver capital appreciation through investments in an underlying longer duration fixed-income portfolio with a medium risk profile

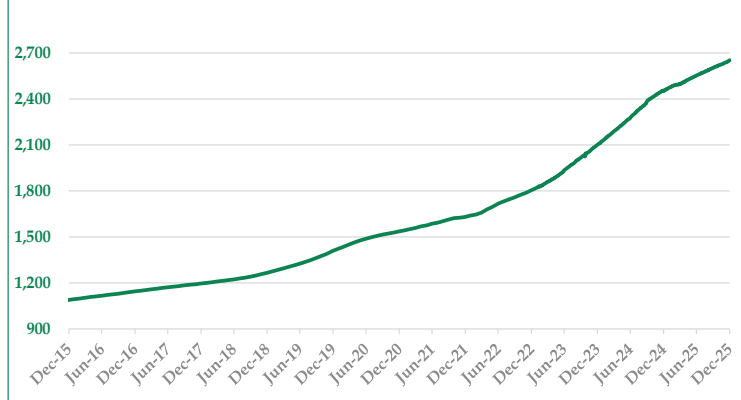
## Managers' Comment

During the month of Dec-25 NAV per unit has increased by PKR 19.0218 (0.72%) from the previous month.

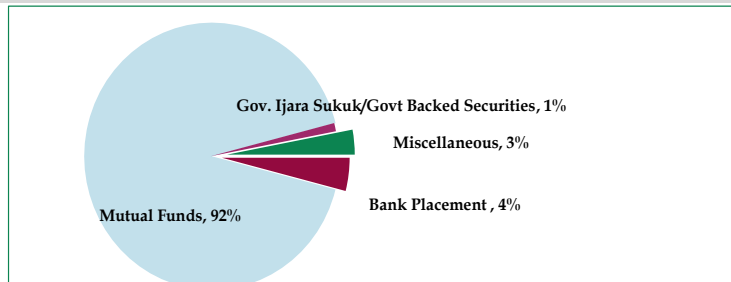
## Fund Information

Fund Name	PIF Conservative
Launch Date	8-Apr-08
Launch Price (PKR)	500
Fund Size (PKR)	7,271,179,897
Unit Price (PKR)	2,652.5950
Category	Balanced Fund of Funds
Risk Profile	Medium
Pricing Mechanism	Forward
Pricing Days	Business Days
Benchmark	Average deposit rate of three (3) A rated Islamic Banks or Islamic Windows of Conventional Banks as selected by MUFAP
Management Fee	1.50%
Total Expense Ratio CYTD	1.50%
Subscription/ Redemption Days	Business Days
Fund Manager	Pak Qatar Asset Management Company Ltd through a portfolio management agreement
Auditors	Yousuf Adil, Chartered Accountants
Appointed Actuary	Abdul Rahim Abdul Wahab
Investment Committee	Zahid Hussain Awan Said Gul Muhammad Kamran Saleem Muhammad Ahsan Qureshi Waqas Ahmad Abdul Rahim Abdul Wahab

## Graphical Performance of PIF Conservative



## Asset Allocation



## Credit Quality



## Asset Allocation

	Dec-25	Nov-25
Bank Placement	4%	3%
Mutual Funds	92%	93%
Gov. Ijara Sukuk/Govt Backed Securities	1%	1%
Real Estate	0%	0%
Miscellaneous	3%	3%

## Key Ratios

	Dec-25	Nov-25
Fund Return (Monthly)	8.50%	6.68%
Standard Deviation (Annualized, Since August 2015)	17.24%	
Since Inception Return	9.86%	
365-Day Return	8.25%	
5-Year Return	12.99%	
10-Year Return	10.43%	

## Returns (Annualized)

	1M	3M	6M	CYTD	CY24	CY23	CY22	CY21	CY20	CY19	CY18
PIF Conservative	8.50%	7.44%	7.80%	8.25%	16.58%	16.44%	10.64%	6.16%	8.98%	11.28%	5.91%

# SECURE WEALTH



## Investment Objective

The objective is to provide competitive returns from a portfolio of low credit risk with a prime focus on investment short to medium tenor underlying fixed income instruments.

## Managers' Comment

During the month of Dec-25 NAV per unit has increased by PKR 13.4094 (0.69%) from the previous month.

## Fund Information

Fund Name	Secure Wealth
Launch Date	26-Apr-11
Launch Price (PKR)	500
Fund Size (PKR)	22,566,519
Unit Price (PKR)	1,947.1310
Category	Income Fund of Funds
Risk Profile	Moderate
Pricing Mechanism	Forward
Pricing Days	Business Days
Management Fee	1.50%
Total Expense Ratio CYTD	1.50%
Subscription/ Redemption Days	Business Days
Fund Manager	Pak Qatar Asset Management Company Ltd through a portfolio management agreement
Auditors	Yousuf Adil, Chartered Accountants
Appointed Actuary	Abdul Rahim Abdul Wahab
Investment Committee	Zahid Hussain Awan
	Said Gul
	Muhammad Kamran Saleem
	Muhammad Ahsan Qureshi
	Waqas Ahmad
	Abdul Rahim Abdul Wahab

## Asset Allocation

	Dec-25	Nov-25
Bank Placement	1%	3%
Mutual Funds/Sukuks	92%	90%
Gov. Ijara Sukuk/Govt Backed Securities	0%	0%
Real Estate	0%	0%
Miscellaneous	7%	7%

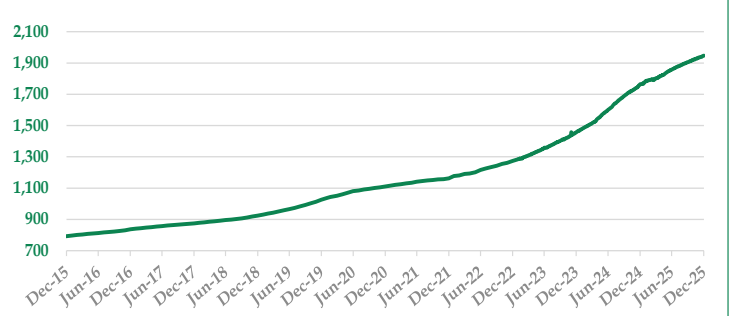
## Key Ratios

	Dec-25	Nov-25
Fund Return (Monthly)	8.16%	8.29%
Standard Deviation (Annualized)	1.14%	
Since Inception Return	9.69%	
365-Day Return	10.36%	
5-Year Return	12.36%	
10-Year Return	10.03%	

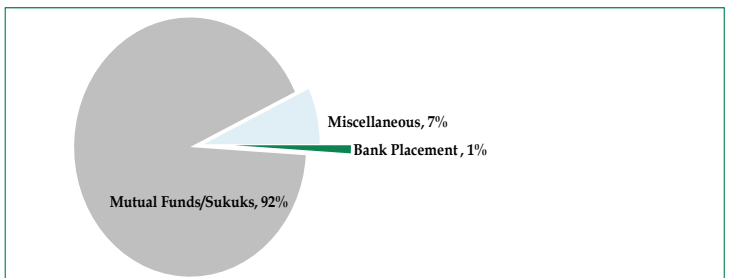
## Returns (Annualized)

	1M	3M	6M	CYTD	CY24	CY23	CY22	CY21	CY20	CY19	CY18
Secure Wealth	8.16%	8.63%	9.56%	10.36%	21.07%	14.34%	9.56%	4.77%	8.11%	11.01%	5.68%

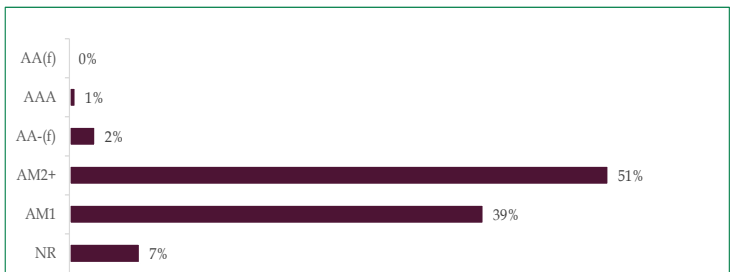
## Graphical Performance of Secure Wealth



## Asset Allocation



## Credit Quality



# Pure Saving

## Investment Objective

The objective is to provide capital appreciation over long term through underlying portfolio of fixed-income instruments with a medium-risk profile.

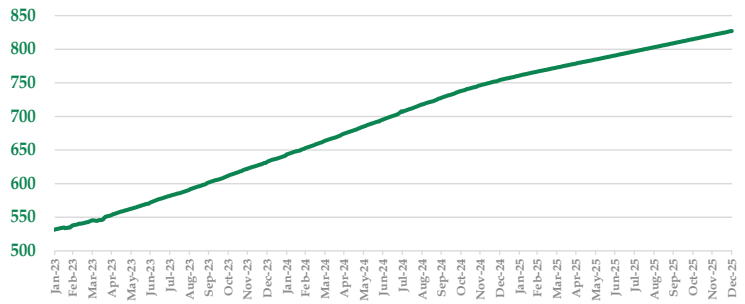
## Managers' Comment

During the month of Dec-25 NAV per unit has increased by PKR 6.1085 (0.74%) from the previous month.

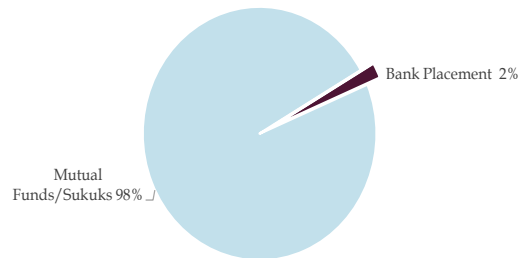
## Fund Information

Fund Name	Pure Saving
Launch Date	15-Aug-22
Launch Price (PKR)	500
Fund Size (PKR)	32,819,443,578
Unit Price (PKR)	827.1371
Category	Balanced Fund of Funds
Risk Profile	Medium
Pricing Mechanism	Forward
Pricing Days	Business Days
Management Fee	2.00%
Total Expense Ratio CYTD	2.00%
Subscription/ Redemption Days	Business Days
Fund Manager	Pak Qatar Asset Management Company Ltd through a portfolio management agreement
Auditors	Yousuf Adil, Chartered Accountants
Appointed Actuary	Abdul Rahim Abdul Wahab
Investment Committee	Zahid Hussain Awan
	Said Gul
	Muhammad Kamran Saleem
	Muhammad Ahsan Qureshi
	Waqas Ahmad
	Abdul Rahim Abdul Wahab

## Graphical Performance of Pure Saving



## Asset Allocation



## Credit Quality



## Asset Allocation

	Dec-25	Nov-25
Bank Placement	2%	4%
Mutual Funds/Sukuks	98%	96%
Gov. Ijara Sukuk	0%	0%
Real Estate	0%	0%
Miscellaneous	0%	0%

## Key Ratios

	Dec-25	Nov-25
Fund Return (Monthly)	8.76%	8.94%
Standard Deviation	1.23%	
Since Inception Return	16.05%	
365-Day Return	9.67%	
5-Year Return		
10-Year Return		

## Returns (Annualized)

	1M	3M	6M	CYTD	CY24	CY23	CY22
Pure Saving	8.76%	8.95%	9.15%	9.67%	19.15%	20.22%	13.91%

# Mustehkam Munafa



## Investment Objective

The objective is to generate stable return exhibiting low volatility and low risk profile through an underlying portfolio of fixed income instruments.

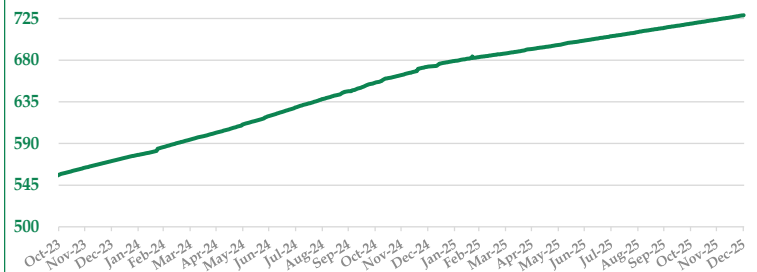
## Managers' Comment

During the month of Dec-25 NAV per unit has increased by PKR 4.8961 (0.68%) from the previous month.

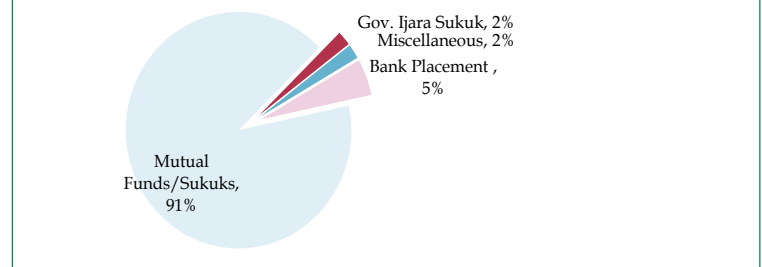
## Fund Information

Fund Name	Mustehkam Munafa
Launch Date	1-Mar-23
Launch Price (PKR)	500
Fund Size (PKR)	1,551,282,808
Unit Price (PKR)	728.5710
Category	Money Market Fund of Funds
Risk Profile	Low
Pricing Mechanism	Forward
Pricing Days	Business Days
Management Fee	1.50%
Total Expense Ratio CYTD	1.50%
Subscription/ Redemption Days	Business Days
Fund Manager	Pak Qatar Asset Management Company Ltd through a portfolio management agreement
Auditors	Yousuf Adil, Chartered Accountants
Appointed Actuary	Abdul Rahim Abdul Wahab
Investment Committee	Zahid Hussain Awan
	Said Gul
	Muhammad Kamran Saleem
	Muhammad Ahsan Qureshi
	Waqas Ahmad
	Abdul Rahim Abdul Wahab

## Graphical Performance of Mustehkam Munafa



## Asset Allocation



## Asset Allocation

	Dec-25	Nov-25
Bank Placement	5%	3%
Mutual Funds/Sukuks	91%	92%
Gov. Ijara Sukuk	2%	5%
Real Estate	0%	0%
Miscellaneous	2%	0%

## Key Ratios

	Dec-25	Nov-25
Fund Return (Monthly)	7.97%	7.11%
Standard Deviation	1.75%	
Since Inception Return (Annualized)	14.18%	
365-Day Return	8.26%	
5-Year Return		
10-Year Return		

## Credit Quality



## Returns (Annualized)

	1M	3M	6M	CYTD	CY24	CY23
Mustehkam Munafa	7.97%	7.52%	7.72%	8.26%	17.78%	18.28%



# Prosperity Fund



## Investment Objective

The fund objective is to achieve alpha over income funds with a medium risk profile by investing in a portfolio of fixed income, equities and REIT schemes with the aim of delivering enhanced returns through strategic asset allocation and active management.

## Managers' Comment

During the month of Dec-25 NAV per unit has increased by PKR 5.3363 (0.98%) from the previous month.

## Fund Information

Fund Name	Prosperity Fund
Launch Date	15-Nov-24
Launch Price (PKR)	500
Fund Size (PKR)	159,370,183
Unit Price (PKR)	550.1599
Category	Balanced Fund of Funds
Risk Profile	Medium
Pricing Mechanism	Forward
Pricing Days	Business Days
Management Fee	3.00%
Total Expense Ratio CYTD	3.00%
Subscription/ Redemption Days	Business Days
Fund Manager	Pak Qatar Asset Management Company Ltd through a portfolio management agreement
Auditors	Yousuf Adil, Chartered Accountant
Appointed Actuary	Abdul Rahim Abdul Wahab
Investment Committee	Zahid Hussain Awan
	Said Gul
	Muhammad Kamran Saleem
	Muhammad Ahsan Qureshi
	Waqas Ahmad
	Abdul Rahim Abdul Wahab

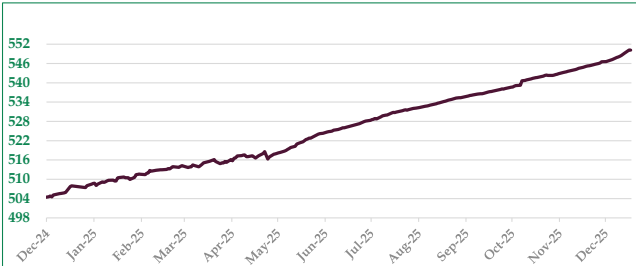
## Asset Allocation

	Dec-25	Nov-25
Bank Placement	0%	2%
Mutual Funds/Sukuks	100%	97%
Gov. Ijara Sukuk	0%	0%
Real Estate	0%	0%
Miscellaneous	0%	1%

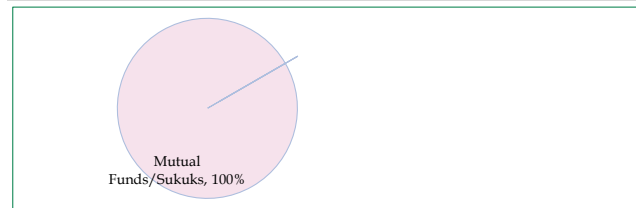
## Key Ratios

	Dec-25	Nov-25
Fund Return (Monthly)	0.98%	0.58%
Standard Deviation	0.96%	
Since Inception Return (Annualized)	8.86%	
365-Day Return	-	
5-Year Return (Annualized)		
10-Year Return (Annualized)		


## Graphical Performance of Prosperity Fund



## Asset Allocation



## Credit Quality



## Returns (Annualized)

	1M	3M	6M	CYTD	CY24
Prosperity Fund	0.98%	2.41%	8.97%	8.31%	1.59%

# Kafalat Pension Fund



## Investment Objective

The fund objective is to generate a return with a medium risk profile to honour guaranteed annuity obligations by investing in a portfolio of fixed income, equities and REIT schemes. This allocation aims to balance growth and stability, aligning with the medium-risk profile necessary to sustain the fund's commitment to annuity payments.

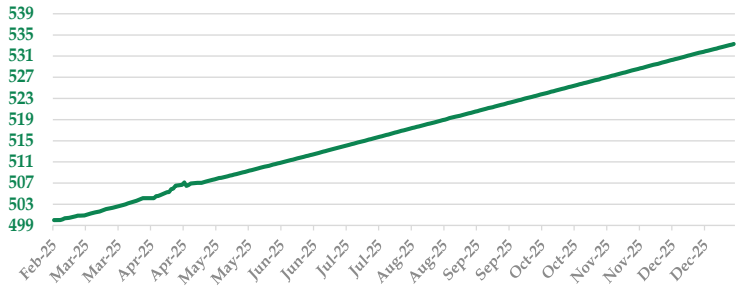
## Managers' Comment

During the month of Dec-25 NAV per unit has increased by PKR 3.2995 (0.62%) from the previous month.

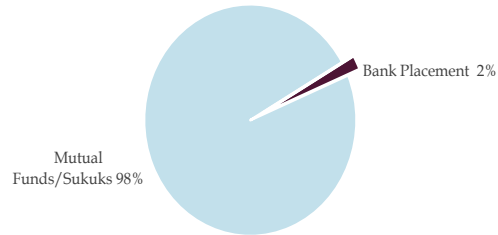
## Fund Information

Fund Name	Kafalat Pension Fund
Launch Date	21-Feb-25
Launch Price (PKR)	500
Fund Size (PKR)	57,133,682
Unit Price (PKR)	533.2937
Category	Balanced Fund of Funds
Risk Profile	Medium
Pricing Mechanism	Forward
Pricing Days	Business Days
Management Fee	3.00%
Total Expense Ratio CYTD	3.00%
Subscription/ Redemption Days	Business Days
Fund Manager	Pak Qatar Asset Management Company Ltd through a portfolio management agreement
Auditors	Yousuf Adil, Chartered Accountants
Appointed Actuary	Abdul Rahim Abdul Wahab
Investment Committee	Zahid Hussain Awan
	Said Gul
	Muhammad Kamran Saleem
	Muhammad Ahsan Qureshi
	Waqas Ahmad
	Abdul Rahim Abdul Wahab

## Graphical Performance of Kafalat Pension Fund



## Asset Allocation



## Asset Allocation

	Dec-25	Nov-25
Bank Placement	2%	2%
Mutual Funds/Sukuks	98%	98%
Gov. Ijara Sukuk	0%	0%
Real Estate	0%	0%
Miscellaneous	0%	0%

## Key Ratios

	Dec-25	Nov-25
Fund Return (Monthly)	7.33%	7.52%
Standard Deviation	0.42%	
Since Inception Return	7.81%	
365-Day Return	-	
5-Year Return		
10-Year Return		

## Credit Quality



## Returns (Annualized)

	1M	3M	CYTD
Kafalat Pension Fund	7.33%	7.54%	7.76%

# Pure Protection Fund



## Investment Objective

The objective is to provide capital appreciation over long term through underlying portfolio of fixed-income instruments with a medium-risk profile.

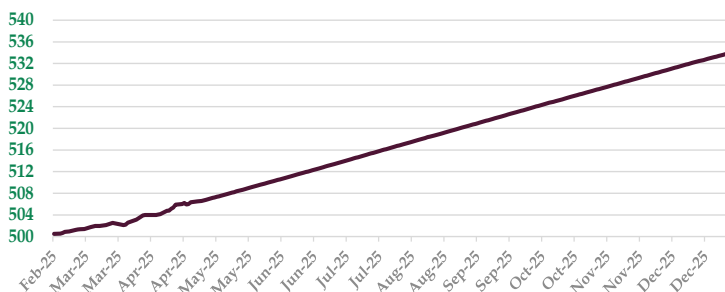
## Managers' Comment

During the month of Dec-25 NAV per unit has increased by PKR 3.3822 (0.64%) from the previous month.


## Fund Information

Fund Name	Pure Protection Fund
Launch Date	21-Feb-25
Launch Price (PKR)	500
Fund Size (PKR)	1,722,868,168
Unit Price (PKR)	533.6517
Category	Balanced Fund of Funds
Risk Profile	Medium
Pricing Mechanism	Forward
Pricing Days	Business Days
Management Fee	3.00%
Total Expense Ratio CYTD	3.00%
Subscription/ Redemption Days	Business Days
Fund Manager	Pak Qatar Asset Management Company Ltd through a portfolio management agreement
Auditors	Yousuf Adil, Chartered Accountants
Appointed Actuary	Abdul Rahim Abdul Wahab
Investment Committee	Zahid Hussain Awan
	Said Gul
	Muhammad Kamran Saleem
	Muhammad Ahsan Qureshi
	Waqas Ahmad
	Abdul Rahim Abdul Wahab

## Graphical Performance of Pure Protection Fund



## Asset Allocation



## Asset Allocation

	Dec-25	Nov-25
Bank Placement	1%	5%
Mutual Funds/Sukuks	98%	93%
Gov. Ijara Sukuk	0%	0%
Real Estate	0%	0%
Miscellaneous	1%	2%

## Credit Quality



## Key Ratios

	Dec-25	Nov-25
Fund Return (Monthly)	7.51%	7.81%
Standard Deviation	0.42%	
Since Inception Return	7.89%	
365-Day Return	-	
5-Year Return		
10-Year Return		

## Returns (Annualized)

	1M	3M	CYTD
Pure Protection Fund	7.51%	7.83%	7.85%



# PAK-QATAR FAMILY TAKAFUL

For information regarding  
Pak-Qatar Family Takaful Limited  
Please call us at  
**(+92 21) 34311747-56**

email us at **[info@pakqatar.com.pk](mailto:info@pakqatar.com.pk)**  
or visit us at **[www.pakqatar.com.pk](http://www.pakqatar.com.pk)**

Address: First Floor, Business Arcade, Block - 6, P.E.C.H.S,  
Sharah-e-Faisal, Karachi

**Disclaimer:** The information contained in this report has been compiled by research department of Pak-Qatar Family Takaful Limited (PQFTL), from various sources supposed to be reliable and in good faith, but no representation or warranty, express or implied, is made as to their accuracy, completeness or correctness. Moreover, all opinions, figures and estimates contained in this document are based judgments as of the date of this document and are subject to change without notice and are provided in good faith but without legal responsibility. Finally, the recipient should check this email and any attachments for the presence of any viruses. PQFTL accepts no liability for any damage caused by any virus/error transmitted by this email.